

Elizabeth Wittig
Rachel Davis
Bethany Hargreaves
Jade Elliot
Sociology 101
Kathy Miller

Step 4

1. Our topic is what people look for in a spouse. We wanted to see if there were any differences between expectations from a male or female perspective. We also wanted to learn if these expectations changed at all as a relationship progressed. The methods we used were surveys and interviews, because they allowed us to get a large amount of information quickly, and then follow up on some questions.

2. We wrote up a survey listing possible attributes, distributed it to various classes and people, and asked them to rank their top 5. The scores were then added up and separated by gender and relationship status.

We also wrote up and conducted interviews and handed them out to a variety of demographics. The scores were then tallied up.

3. We surveyed Rachel's Creative Drama class, two different Sociology classes, and random students that were willing to take the survey. We did this because it was convenient, and quick. For our interviews, we strove to get a variety of people in different ages, gender, and relationship status. We interviewed 2 engaged people, 3 married people, 3 people in a relationship, and 1 single person. The people in a relationship and single were chosen because of their convenience, but it was a little more difficult to find the married and engaged people, so we selected them from our friends, and then friends of friends, and then family. Most were done in person, but a couple were done over the phone and on the internet, mainly because of time constraints and the fact that some people lived too far away to interview in person.

4. We had to decrease the sample size because there were people who didn't understand the directions, or simply chose not to follow them on the survey. Also, some people didn't fill out whether they were

male or female, or their relationship status. Because of this, we had to throw out and not count some of the surveys towards a demographic or at all. The people we surveyed and interviewed was more out of convenience than anything else.

5. A. See attached sheet.

B. We handed out 70 surveys and had to exclude some because people didn't follow directions, so we ended up with about 65 usable surveys. We found that expectations varied from male to female, but not but not as much as we had expected. While there were differences, especially in what was ranked the most important within the top five, what was in the top five was generally the same. For instance, in all demographics surveyed, religion was in the top five, but for females, it was the fifth most important, and for males, the third most important. Within the two genders, three sections were the same. The results got even more interesting when the different relationship statuses were compared to each other. While some attributes were in the top five across the statuses (religion, trustworthy) others changed radically, such as attractiveness, honesty, and humor. For instance, single people scored attractiveness as 24% important, people in a relationship 14%, and engaged people 0%.

We conducted 9 surveys, and surveyed 7 females and 2 males. Out of those, two were engaged, three were in a relationship, three were married, and one was single. The results were extremely interesting, because most of the people interviewed made religion/Christianity a top priority, as opposed to the surveys, where religion was in the top five, but not necessarily the top. In the interviews, we were able to see what was truly important by seeing what could be compromised and what was essential. Also, it was interesting to see how big of an influence family and religion could be on the certain attributes that people looked for in a future spouse. The most interesting part of the interviews was seeing how the attributes that they looked for in a future spouse corresponded with what originally drew them to the person that they are currently with. Interestingly enough, the thing that corresponded the most between expectations in a future spouse and what drew them to a person was humor. It was also interesting to see that most people didn't think that their expectations changed in so many words. Some people said

that their standards stayed the same, but their perception of people changed, and that they expected more from each other, especially as their relationship progressed.

C. In conclusion, males and females have expectations in their future spouses. Also, the relationship status of a person can affect what they are looking for in a future spouse. Somethings become more important to a person, and somethings decrease in importance. From our interviews, we found that while some of these attributes are very important, they can be compromised. Furthermore, what a person looks for in a future spouse, is not necessarily what draws them to a particular person.

6. Both the surveys and interviews went well, but there were definitely some down sides to both. For example, when conducting the interviews, we found that most of the time, we had to help prompt ideas of attributes that could be used as answers. On the other hand, the surveys had attributes already listed that the subjects could choose from. Instead of having to use the first attributes that came to mind, they could spend more time thinking and considering their answers. At the same time, it is harder to gather specific information from surveys, because you can't ask questions and the answers tend to be less detailed and personal. If we did this again, we would make sure that people understood the directions, and actually marked what demographic they were in. We would also try to get more people who are engaged and married to take the surveys, so as to get a better percentage of the population, and make sure our results are consistent. Using the survey and interview method was very useful for us, because we were able to get large amounts of data fast, and then follow up with an interview to get more detailed results.

7. Our findings confirmed our hypothesis. We hypothesized that males would emphasized physical attributes more than females, and that females would concentrate more on personality, both of which were shown in our research. We also predicted that expectations would change from single people to engaged or married people, which is also shown in our research. Our articles said that women would prefer men who are considerate, dependable and intelligent, which was shown a little in our research, but our research showed that trustworthiness and religion were more important.

8. The methods of survey and interview varied in many ways. It was easy to get results with the survey, but with the interview the answers could get more in depth. The interview provided more answers for why the attributes were important to the specific person. Although we did not interview as many as we surveyed, we still got some substantial and interesting answers. We also were able to spend more time with the interviews and it allowed a little bit more of a connection when it came to understanding how the attributes affect the relationship. The survey provided quick results and really allowed us to see differences between male and female or in a relationship or not. We also had a larger sample size with the surveys so our results were a bit more conclusive. Both surveys and interviews provided several answers, but the information provided was quite different in comparison.

9. This assignment was beneficial because it helped us to learn how to work with a group, and find information and research about a given topic. Not only did we learn a lot about the topic we studied, but we also learned how to interview, survey and conduct a research-based project while working in a group. We feel that this assignment could however be improved if there were more steps. It would help keep us on task if we had to hand in Step 4 in a series instead of all at once. For example: we could hand in the surveys, then the interviews, and then our final conclusions. We think that this would give us a better base for analyzing our results and information, and allow us to elaborate on our conclusions.

Of the following attributes that you look for in a future spouse, choose your top 5 and rank them from 1 to 5, with 5 being the most desirable, and 1 being the least desirable.

Humor
Attractiveness
Religion
Loyal
Honest
Respectful
Responsible
Spontaneous
Athletic
Healthy
Wealthy
Compassionate
Sensitive
Chivalry
Artistic
Musical
Chastity
Modest
Good communication skills
Trustworthy
Forgiving
Intelligent
Similar values
Personality
Other _____

Are you:

____ Single ____ In a relationship ____ Engaged ____ Married

____ Male ____ Female ____ Age

____ Have-dated ____ Never dated

Relationship status:

Gender:

Age:

Have you dated?

Name top 5 attributes that you expect/expected in your future/current spouse. Please rate these from 1-5.

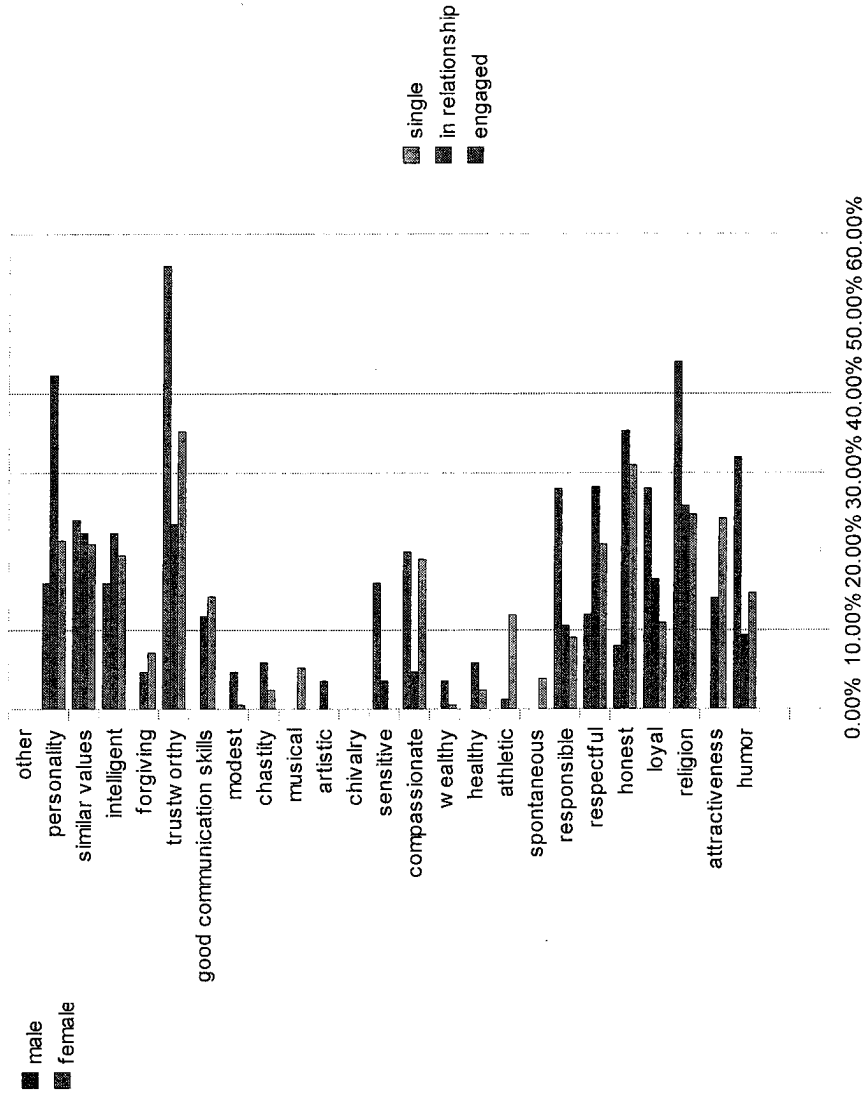
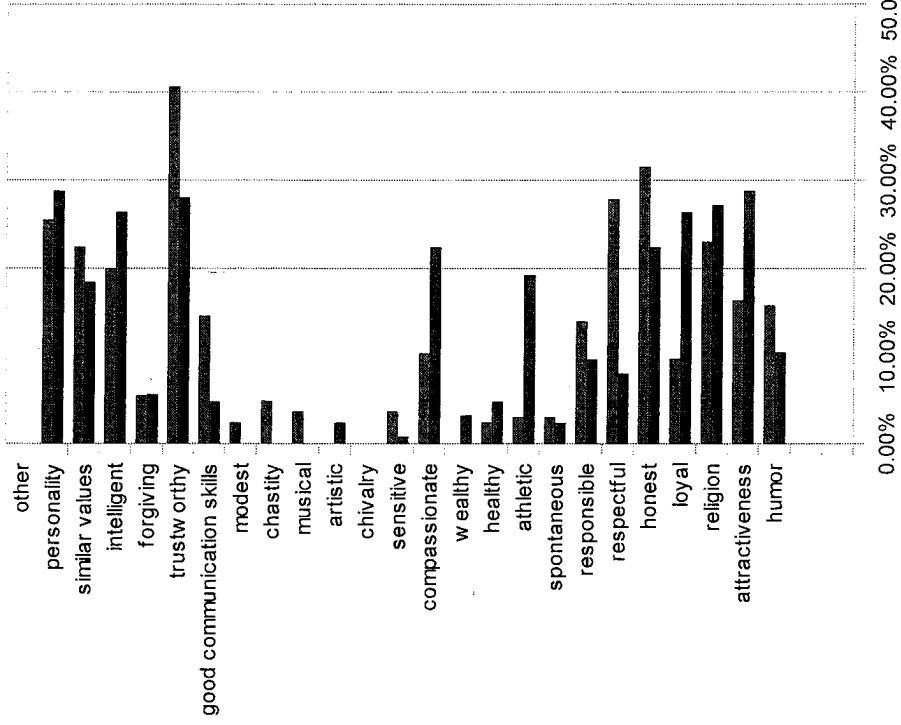
Why are these attributes important to you?

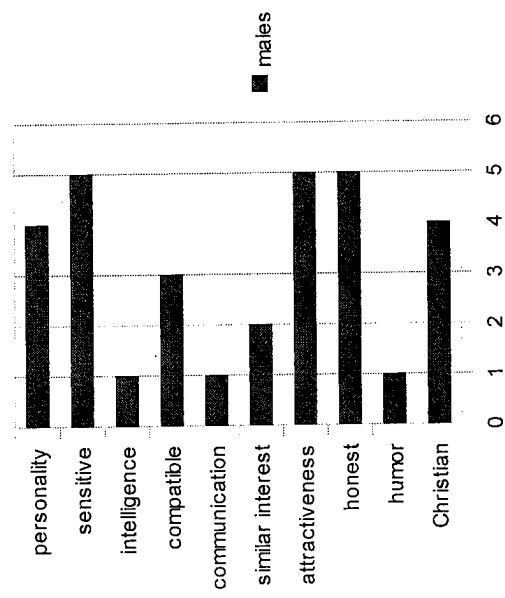
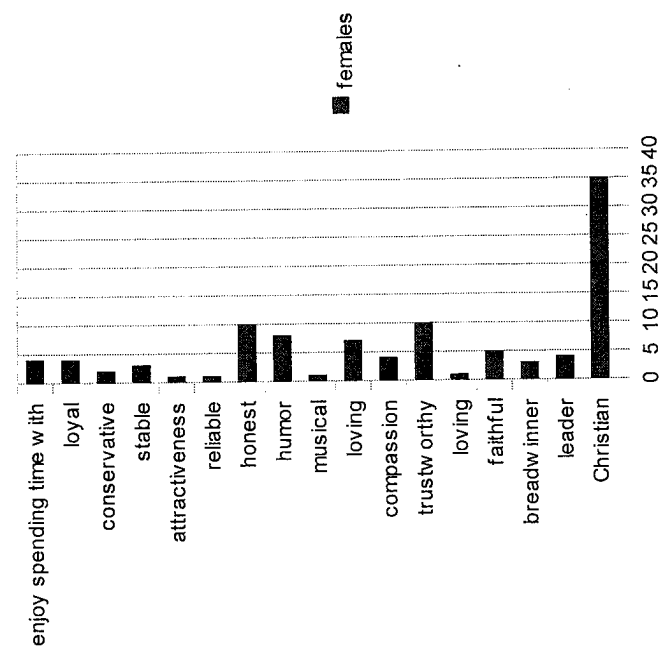
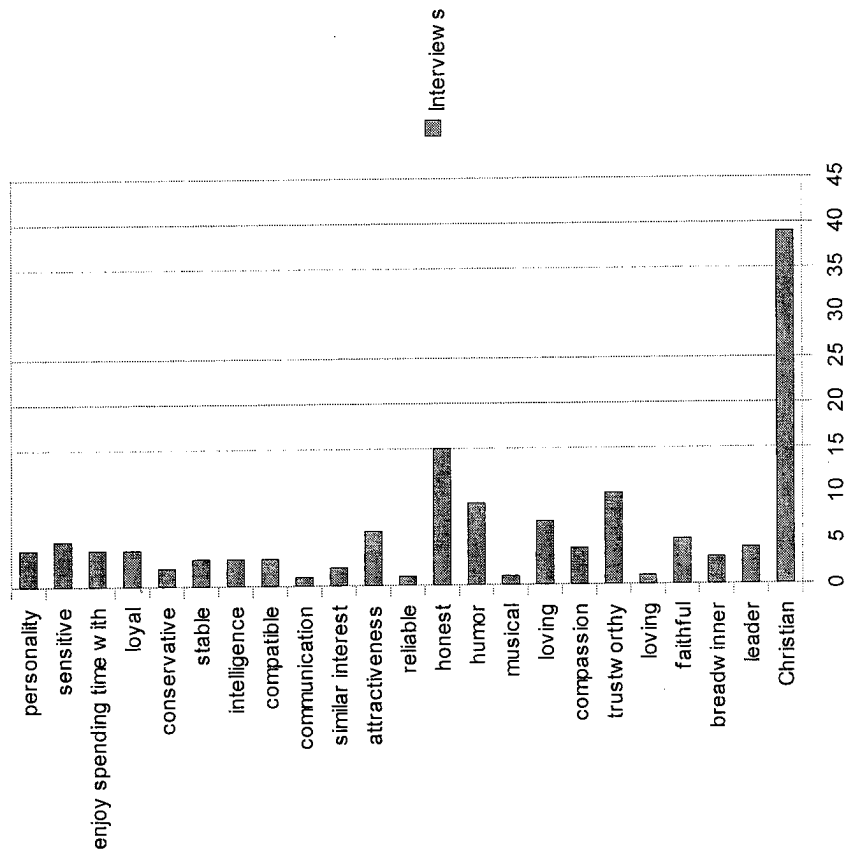
What attributes are essential, what can be compromised?

Do you feel that these attributes are influenced by others (friends, family, religion, society, etc.)

If you are engaged/married, what attributes in your partner drew you to them?

Did your expectations change after dating/ marriage?





Sheet1

	male	male	female	female	unknown
humor	13	10.40%	26	15.76%	8
attractiveness	36	28.80%	27	16.36%	7
religion	34	27.20%	38	23.03%	
loyal	33	26.40%	16	9.70%	
honest	28	22.40%	52	31.52%	
respectful	10	8.00%	46	27.88%	
responsible	12	9.60%	23	13.94%	
spontaneous	3	2.40%	5	3.03%	
athletic	24	19.20%	5	3.03%	
healthy	6	4.80%	4	2.42%	
wealthy	4	3.20%	0	0.00%	
compassionate	28	22.40%	17	10.30%	4
sensitive	1	0.80%	6	3.64%	
chivalry	0	0.00%	0	0.00%	
artistic	3	2.40%	0	0.00%	
musical	0	0.00%	6	3.64%	5
chastity	0	0.00%	8	4.85%	2
modest	0	0.00%	4	2.42%	
good communication skills	6	4.80%	24	14.55%	
trustworthy	35	28.00%	67	40.61%	7
forgiving	7	5.60%	9	5.45%	3
intelligent	33	26.40%	33	20.00%	7
similar values	23	18.40%	37	22.42%	
personality	36	28.80%	42	25.45%	
other	0	0.00%	0	0.00%	

Sheet1

	single	single	in a relationship	in relationship	engaged	engaged
humor	31	14.76%	8	9.41%	8	32.00%
attractiveness		24.29%	12	14.12%	0	0.00%
religion		24.76%	22	25.88%	11	44.00%
loyal	23	10.95%	14	16.47%	7	28.00%
honest		30.95%	30	35.29%	2	8.00%
respectful	44	20.95%	22	28.24%	3	12.00%
responsible	19	9.05%	9	10.59%	7	28.00%
spontaneous	8	3.81%	0	0.00%	0	0.00%
athletic	25	11.90%	1	1.18%	0	0.00%
healthy	5	2.38%	5	5.88%	0	0.00%
wealthy	1	0.48%	3	3.53%	0	0.00%
compassionate	40	19.05%	4	4.71%	5	20.00%
sensitive	0	0.00%	3	3.53%	4	16.00%
chivalry	0	0.00%	0	0.00%	0	0.00%
artistic	0	0.00%	3	3.53%	0	0.00%
musical	11	5.24%	0	0.00%	0	0.00%
chastity	5	2.38%	5	5.88%	0	0.00%
modest	1	0.48%	4	4.71%	0	0.00%
good communication skills	30	14.29%	10	11.76%	0	0.00%
trustworthy		35.24%	20	23.53%	14	56.00%
forgiving	15	7.14%	4	4.71%	0	0.00%
intelligent	41	19.52%	13	22.35%	4	16.00%
similar values	44	20.95%	19	22.35%	6	24.00%
personality		21.43%	36	42.35%	4	16.00%
other	0	0.00%	0	0.00%	0	0.00%

	inter				
gender	female	female	female	male	
age		19	18	21	28
relationship	engaged	single	in relationship	married	
dated?	yes	no	yes	yes	
attributes:	Lutheran Christian	Christian	Christian	sensitive	
	spiritual leader	trustworthy	humor	personality	
	breadwinner	compassionate	loving	attractiveness	
	faithful	loving/caring	honest	similar interest	
	loving	musical	reliable	communication	
why?	biblical standard	relationship wouldn't work without	helps inspire to be who is	w/out them, "it would kinda suck to be married"	
essential?	all	Christian	caring about kids	personality values	
		trustworthy			
		caring/loving			
compromised?	others	musical	drinking	everything else	
	chastity				
influence?	religion	media	culture	family	
	family		family	outsiders	
	personal beliefs		religion		
what corresponds?	all	N/a	humor	all	
	respectful				
	interested				
	selfless				
	loving				
change?	no		no	no	

		inter		
gender	male	female	female	
age		47	47	18
relationship	married	married	in relationship	
dated?	yes	yes	yes	
attributes:	honest	christian	christian	
	christian	honest	loyal	
	compatible	stable	trusting	
	attractiveness	conservative	funny	
	intelligent	humor	handsome	
why?	need to be able to coexist	similar to beliefs	defines a person	
	talk to person	and background	how get along	
		to be accepted-family		
essential?	honesty	honesty	christian, trusting	
	christian		sense of humor	
			loyal	
compromised?	attractiveness	religion was	handsome	
	intelligent to a point			
influence?	family	Strong family	family and friends	
		influences		
what corresponds?	willing to spend time	humor	cute	
			funny	
change?	expectations didn't	no	yes	
	perceptions change		found looking for	
			different aspects	
			after dating	

		inter	
gender	female	female	
age		20	25
relationship	in relationship	engaged	
dated?	yes	yes	
attributes:	christian	strong faith	
	honest	enjoy spending time with	
	faithful	trustworthy	
	caring for her/others	intelligence	
	funny	compassion	
why?	shows good character	respect, learn from	
	relate to others,	connect w/	
	not just sig other		
essential?	christian	trustworthy	
		christian	
		enjoy spending time with	
compromised?	intelligence	intelligence	
	attractiveness to an	compassion	
	extent		
influence?	religion	books/movies	
	parents	christian models of	
		relationships	
		and secular	
what corresponds?	funny	intelligence	
		compassion	
change?		yes	
		ex. higher	
		treat as family and prioritize	
		strong faith	