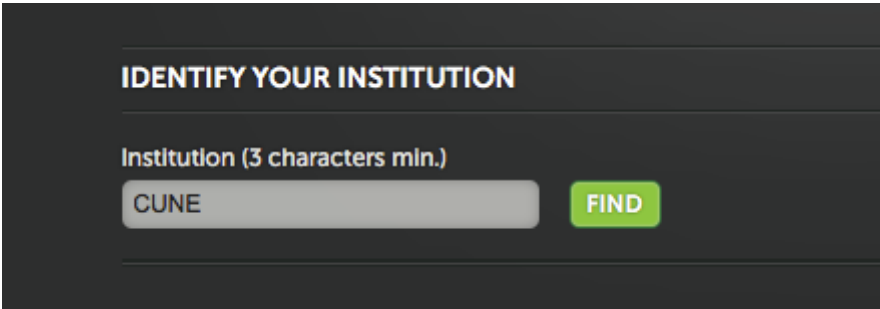


Begin by logging in to the Chalk&Wire Dashboard

Go to <https://ep.chalkandwire.com>.

Enter **CUNE** in the Institution field then select **FIND**.



The CUNE logo will appear at the top of the LOGIN page.

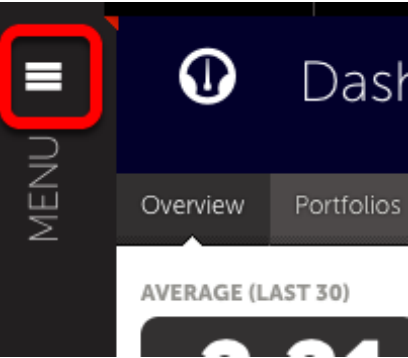
1. Enter your **CUNE e-mail address**
2. Enter your **Chalk&Wire Password**
3. Select **Enter**
4. If you don't know your password, select **Forgot your password?** and follow the prompts. An e-mail will be sent for resetting your password.



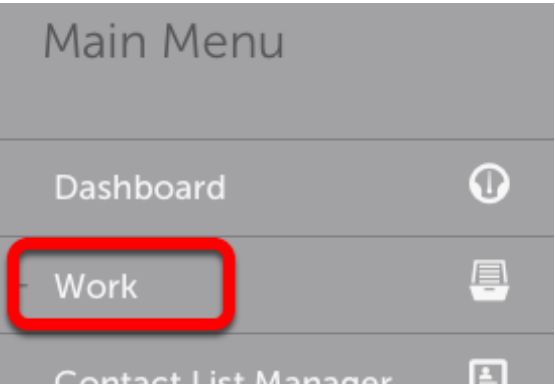
Navigate to the Portfolio Table of Contents

Follow these steps if the **My Coursework** page does not appear automatically,

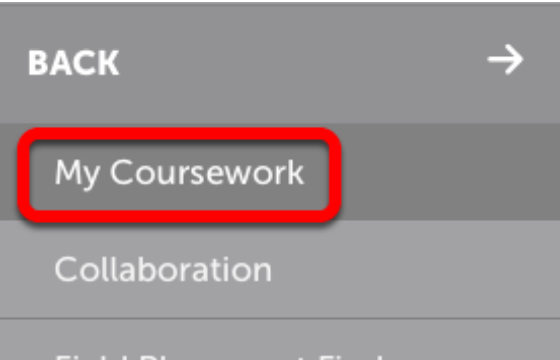
Select the **MENU** icon.



Select **Work**.

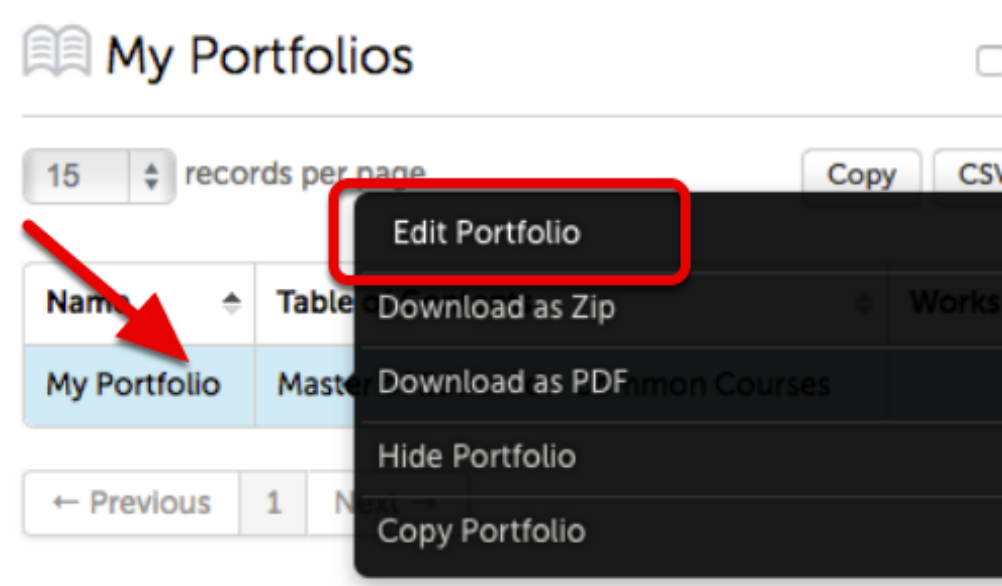


Select **My Coursework**.



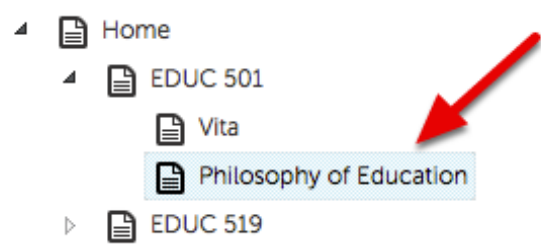
My Portfolios

- 1. Select a **Portfolio** to reveal the pop-up menu.
- 2. Select **Edit Portfolio**.



Select Assignment

Select an **Assignment**.



Instructions

Selecting the disclosure triangle will reveal **instructions for the assignment**.

Follow the instructions for completing the submission.

