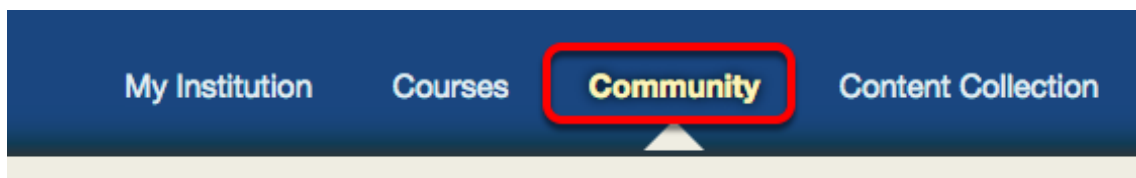


Organizations behave like courses and contain tools that enable members to communicate efficiently. You can post information, have discussions, and share documents. Organizations are an ideal place to connect with other users with whom you share interests or extra-curricular activities.

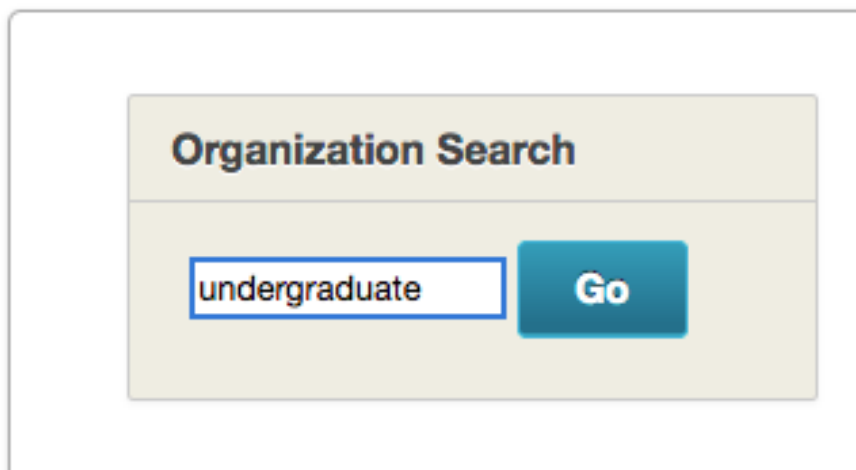
Log into Blackboard

After logging into Blackboard, select the Community tab at the top of the window.

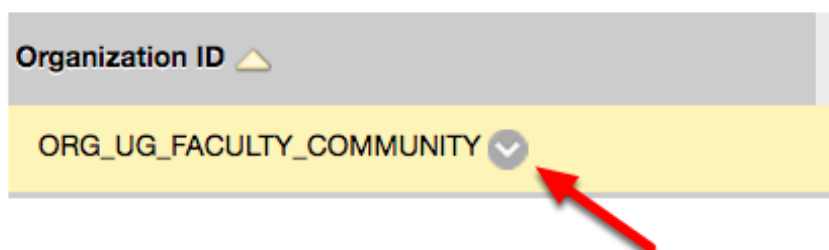


Using the Organization Search tool, **type** "undergraduate".

Then click **Go**.

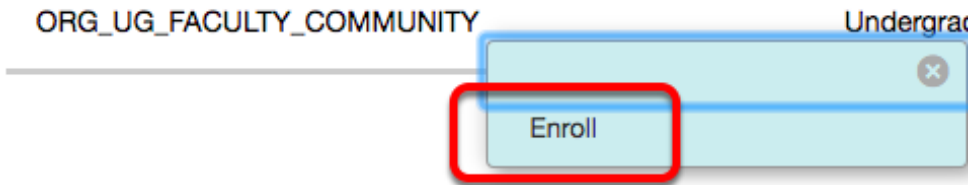


Hover the cursor over the Organization ID title and click the **chevron**.



Select **Enroll** from the drop-down menu.

ORG_UG_FACULTY_COMMUNITY Undergrad



Click **Submit**.

Self Enrollment

Cancel

Submit

**ENROLL IN ORGANIZATION: UNDERGRADUATE
FACULTY RESOURCES COMMUNITY
(ORG_UG_FACULTY_COMMUNITY)**